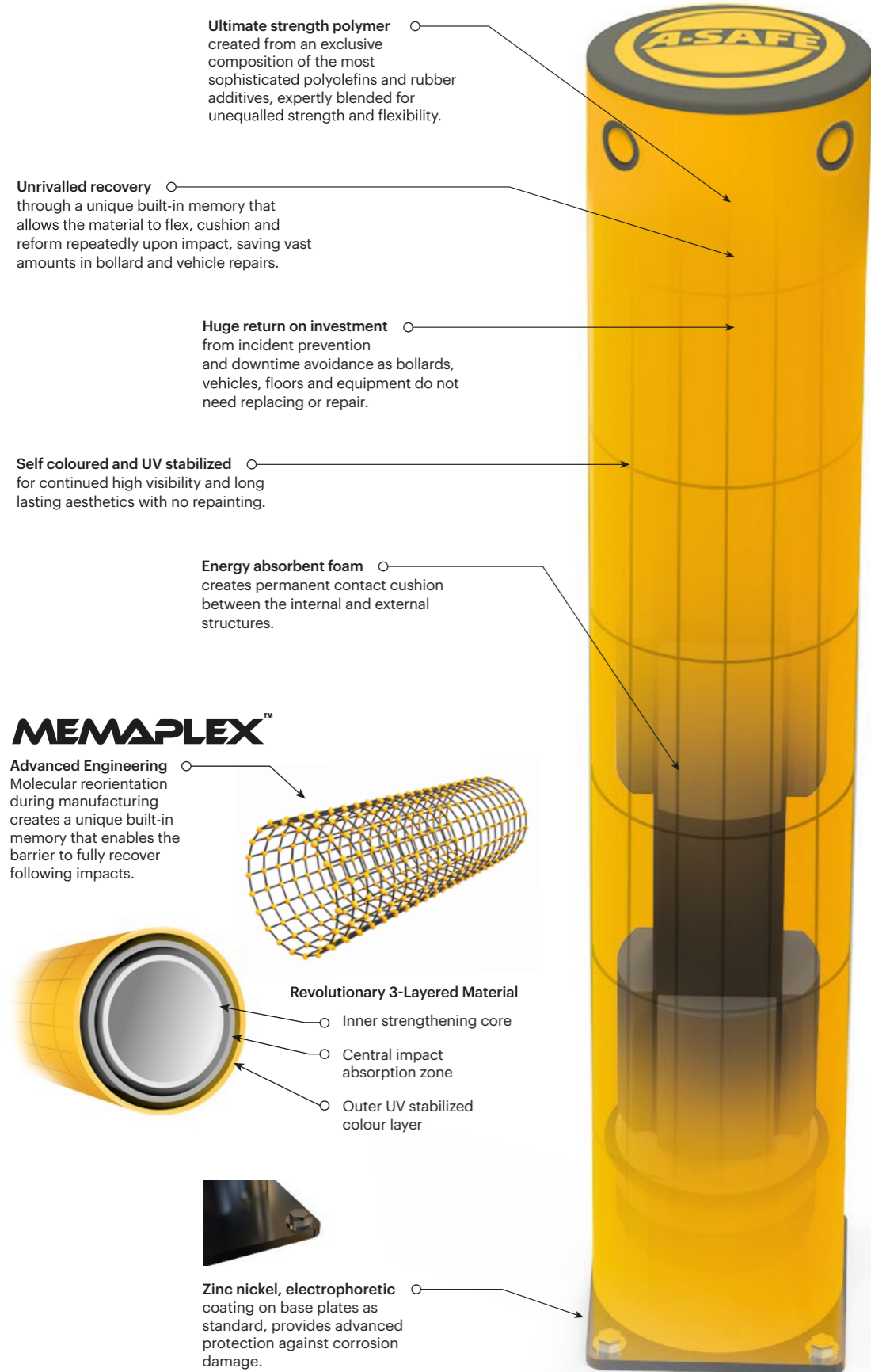


Engineered for performance

A-SAFE's state of the art products are meticulously engineered to deliver the highest performance. Designed, developed, tested and manufactured in-house at our cutting-edge facility, each unique component is carefully crafted and purpose-built to play a vital role in the product's performance.



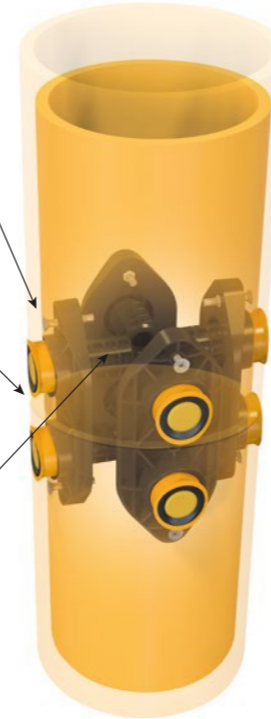
In-line coupling for height flexibility

The iFlex in-line coupling introduces a new level of modularity to the vertical height of a range of A-SAFE products. The coupling enables customers to take the standard 47 1/4 bollard up to 78 1/2 inches.

Four pin positioning to top and bottom sections gives increased rigidity and stability.

Seamless join enables easy stacking of top and bottom bollard sections.

Molded pins lock securely into the internal layer with a quarter turn.



Rotating wear collar for advanced deflection

The wear collar adds an extra layer of protection along the full height of the bollard.


The rotating action deflects force from repeat glancing blows. Preventing expensive on-going maintenance costs.




ADDITIONAL BASE OPTIONS



Countersunk Bolts
Creates a flat surface, preventing tyre damage where vehicles are in close proximity.



Stainless Steel 316 Countersunk
Ultimate performance option, no corrosion or rusting and resistant to powerful cleaning agents. Ideal for hygiene environments.



A versatile product that can be used to protect door frames on vehicle routes where impacts are likely to occur.




Higher level bollards give a strong visual alert for reversing HGV drivers, preventing costly damage to service yard infrastructure.



Ideal for use on vehicle routes with sharp angle turns such as car parks.



Allow constant access to frequent-use machinery and equipment, whilst protecting from impact with a high strength visual alert.



Protect infrastructure such as building supports where irregular base fixings are present or access is needed for maintenance.