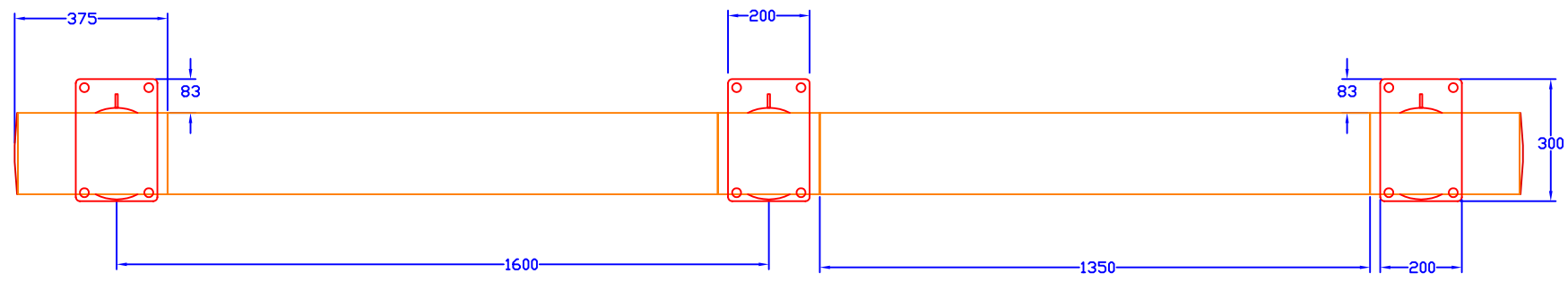
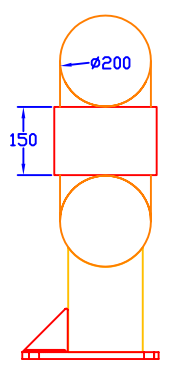
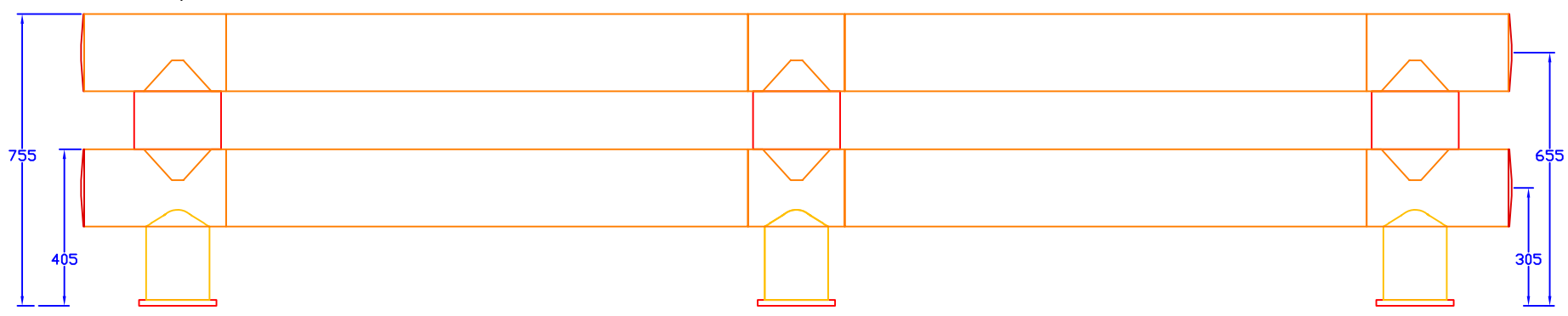


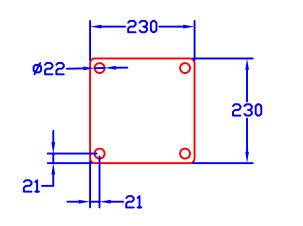
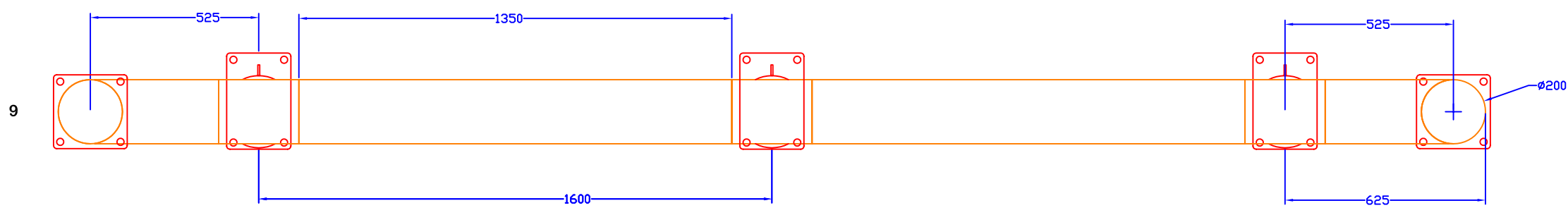
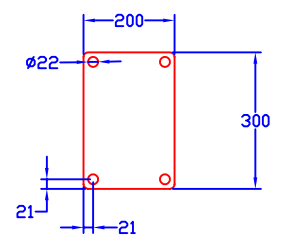
No.	Part No.	Description
1	013-0002	End Post Assembly - Left Hand
2	013-0003	End Post Assembly - Right Hand
3	013-0004	Mid Post Assembly
4	013-0005	Bollard End Post Assembly - Left Hand
5	013-0006	Bollard End Post Assembly - Right Hand
6	013-0020	Std Rail 1350mm
7	013-0021	Short Rail 600 - 1349mm
8	013-0022	Long Rail 1351 - 1750mm
9	006-0000	Bollards



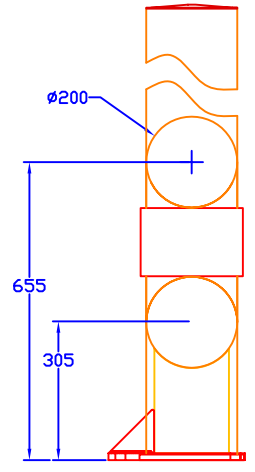
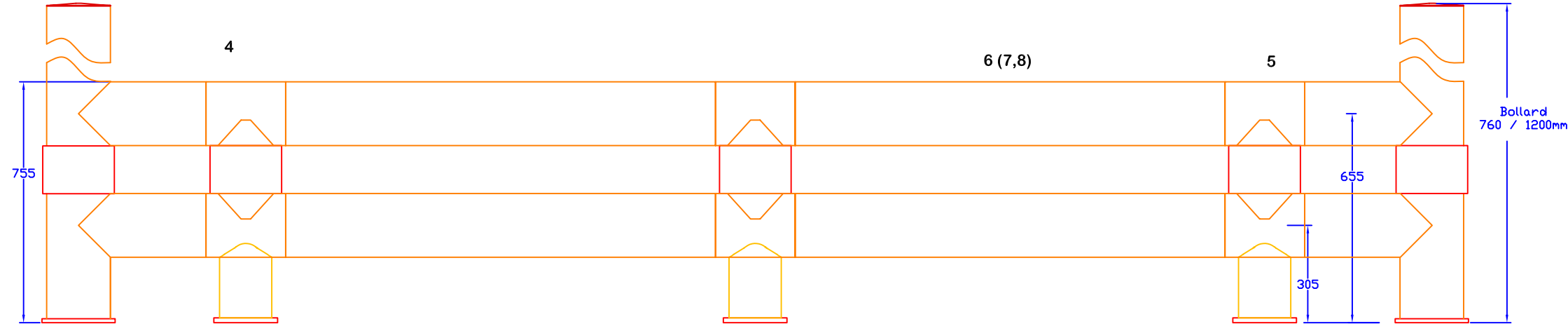
1 3 6 (7,8) 2



Base plate footprint



9 4 6 (7,8) 5 9

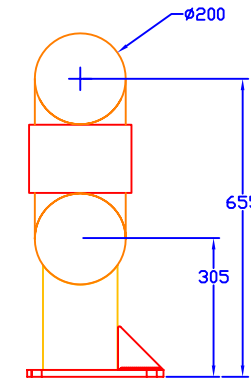
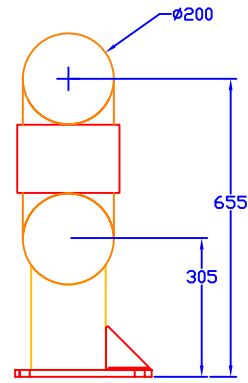
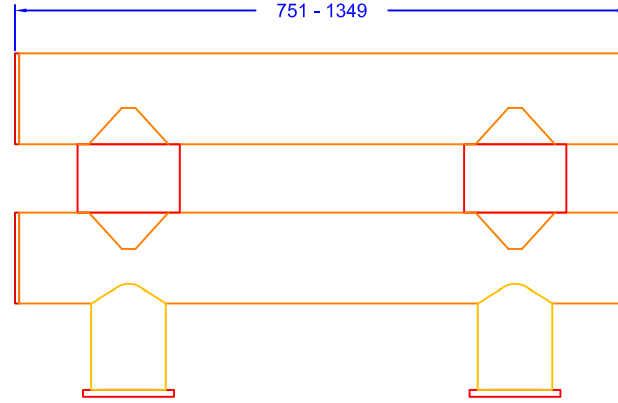
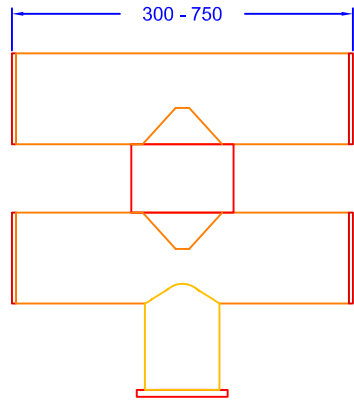
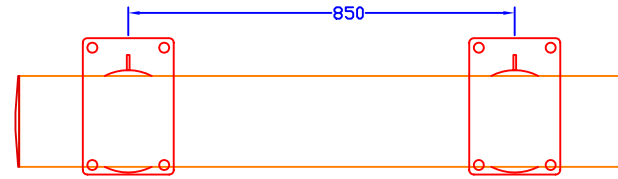
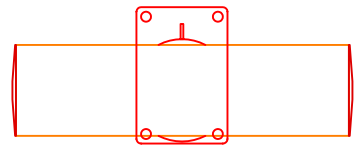


Shay Lane, Halifax, HX3 6RL
Tel: 01422 344402 Fax: 01422 323533

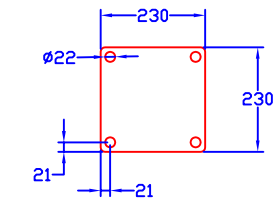
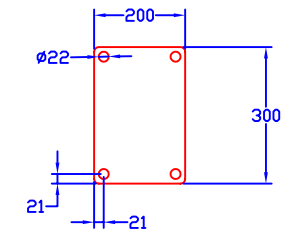
Title:	Atlas Barrier
Drawing No.	013_0001
Date:	11-07-08
Project:	Barrier
Sheet:	1 : 2

Revision:	4
Revision Date:	12-04-10
Drawn By:	Abdul Mukith
Scale:	N/A
General Notes:	See Notes for Material Spec

No.	Part No.	Description
1	013-0005	Fixed Unit 300 - 750mm
2	013-0003	Fixed Unit 751 - 1349mm
3	013-0004	Fixed Unit 800 - 1249mm (Bollard End)
4	013-0005	Fixed Unit 1250 - 2199mm (Bollard End)
5	006-0022	Bollards for ends


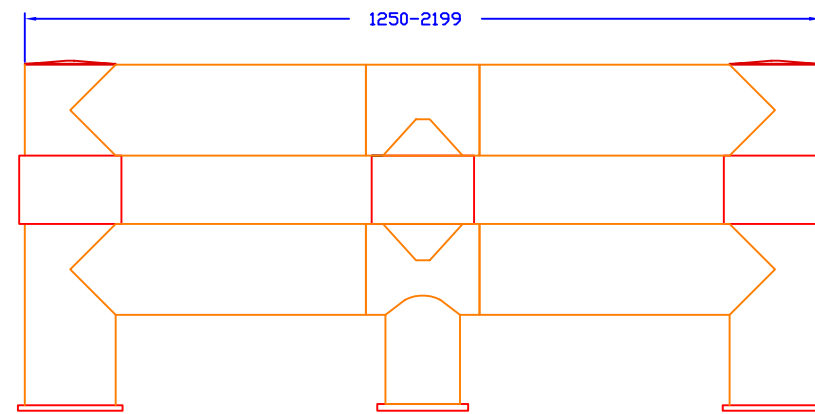
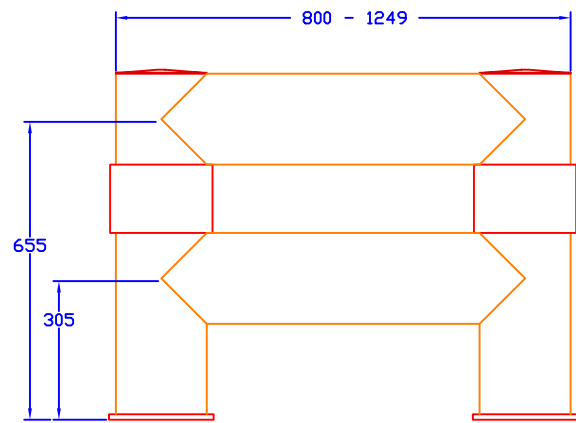
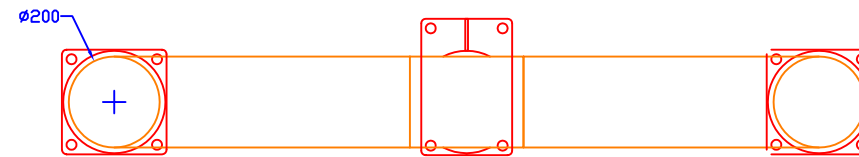



Base plate footprint



1

2



5

5

5

5

5

5

3

4



Shay Lane, Halifax, HX3 6RL
Tel: 01422 344402 Fax: 01422 323533

Title:	Atlas Barrier (Fixed Units)
Drawing No.	013_0001
Date:	11-07-08
Project:	Barrier
Sheet:	2 : 2

Revision:	4
Revision Date:	12-04-10
Drawn By:	Abdul Mukith
Scale:	N/A
General Notes:	See Notes for Material Spec